

# MainView Cost Optimization

Reduce IBM® monthly license charge (MLC) costs by up to 30%

## PRODUCT DESCRIPTION

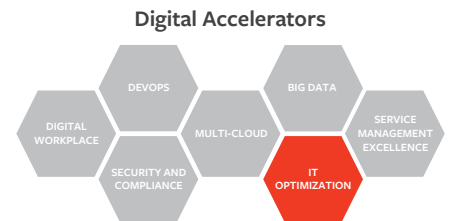
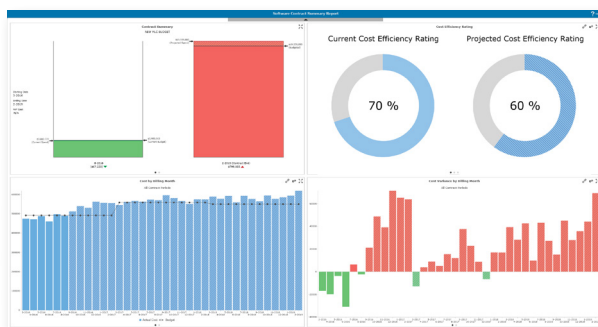
MainView helps you lower IT costs and deliver faster, more reliable service for digital business most efficiently. Without compromising on service to your customers, it provides actionable intelligence to reduce mainframe MLC costs, streamline CPU resources, minimize downtime, improve staff productivity, and eliminate waste.

## BUSINESS CHALLENGE

Mainframe IT must keep up with the increasing demands of digital business while also managing, optimizing, and reducing overall costs and MLC software charges, which are typically 30% of the mainframe budget. **Understanding, controlling, and managing the underlying workloads that are driving your MLC costs can be a confusing, time-intensive endeavor** that limits the ability to attack this problem. Plus, without having common components to collect data once and share this information, it's extremely difficult to optimize overall resources effectively.

## BMC SOLUTION

MainView cost optimization solutions help you analyze and implement MLC cost reduction and carry out other optimization strategies. They empower you to reclaim your company's IT budget and maximize the value of your resources without sacrificing customer service. Generate intelligent reports to quickly and easily identify the workloads driving MLC costs. Use smart automation to balance million service units (MSU) capacity based on workload demands while reducing risk. Eliminate complexity and time-consuming, manual capping while lowering and optimizing your MLC costs. With MainView, you can free up capacity with more efficient zIIP offloading of general purpose engines for critical workloads. You can also consolidate consoles to share data once, reducing costs and complexity.



## KEY FEATURES

MainView reduces costs and complexity while improving performance and availability.

- **Flexible** – Fully integrate MLC cost management solutions with MainView Systems Management and MainView Automation to reduce resource requirements and save
- **Intelligent** – Use smart automation to know which workloads are important to your business and get insight into recommended changes before they are implemented
- **Efficient** – Gain full control over your capping strategy with staged automation and free up capacity
- **Powerful** – Maximum business uptime and eliminate critical workload delays

## KEY BENEFITS

- **Reduce MLC costs by up to 30% or more** and offload more work to lower-cost zIIP drives
- **Improve MLC budget management** and reduce the risk of delaying critical workloads
- **Optimize resource usage** across logical partitions (LPARs) and WLM groups
- **Increase efficiency** with up to 50% less resources than other monitoring solutions

Management dashboards show MLC status versus budget and any variance points, ensuring there are no surprises.

## PRODUCT DETAILS

**Reporting:** Easy-to-use analytics and reports provide a quick and easy view of current MLC costs based on MLC products you are currently running.

**Integration:** Achieve seamless integration with MainView Systems Management and automation to ensure availability by detecting and solving problems before they impact users—and do this faster than with competitive solutions.

**Efficient monitoring:** Gain 50% more efficiency with MainView than with other monitors while improving performance and availability. Reduce costs and complexity with console consolidation.

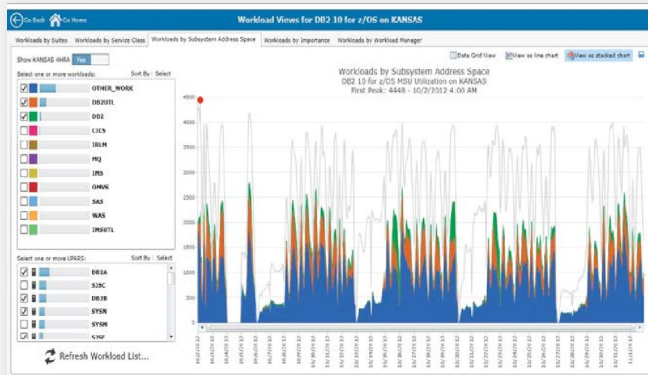
**Predictive MLC cost management:** Model future savings from planned changes to your environment and identify other work that might be impacted, measured in real financial terms.

**Safe, automated capping:** Identify opportunities to lower caps and reclaim unused capacity across LPARs to offset increases in peak usage, generating significant savings that can be realized on your monthly MLC bill. Automate simple and complex LPAR capping strategies that have been traditionally too time-consuming to perform.


**Capacity management:** Manage capacity across multiple WLM groups or across WLM groups and individual LPARs. Free up capacity with more efficient zIIP offloading of GP engines for critical workloads.

## FOR MORE INFORMATION

To learn more about MainView Cost Optimization, visit [bmc.com/it-solutions/mainframe-costoptimization](http://bmc.com/it-solutions/mainframe-costoptimization)



Plan Evaluation Summary Report									
Plan: LPAR Cost Analysis, Usage Month: October - 2012, Workload Type: SubsystemAS, Monthly MLC Total: \$2,216,241.15									
MLC Product	CPC Name (Prising/plex Name)	4IRA Hour Utilization	4IRA First Peak Cost	% of Total Cost	Cost Change	Average Cost/MSU	Incremental Cost/MSU	4IRA First Peak (MSU)	4IRA Pk
<b>DB2 10 for z/OS</b>									
	KANSAS (WORKLOAD)		\$478,299.93	21.58 %	(\$14,653.08)	\$84.95	\$72.54	4246 (-202)	10
	TEXAS (WORKLOAD)		\$115,123.27	5.20 %	\$0.00	\$136.08	\$79.05	846	4
<b>IMS V12</b>									
	KANSAS (WORKLOAD)		\$483,606.51	21.82 %	(\$14,277.36)	\$83.69	\$70.88	4246 (-202)	10
	TEXAS (WORKLOAD)		\$123,803.84	5.61 %	\$0.00	\$138.16	\$75.33	980	4
<b>Tivoli NetView for z/OS VS</b>									
	KANSAS (WORKLOAD)		\$67,348.74	3.04 %	(\$5,624.64)	\$13.05	\$13.82	4447 (-422)	10
	TEXAS (WORKLOAD)		\$67,348.74	3.04 %	(\$5,624.64)	\$13.05	\$13.82	4447 (-422)	10
<b>WebSphere MQ for z/OS V7</b>									
	KANSAS (WORKLOAD)		\$151,895.09	6.84 %	(\$7,258.72)	\$38.13	\$24.18	3924 (-21)	10
	TEXAS (WORKLOAD)		\$40,098.81	1.81 %	\$0.00	\$49.92	\$25.53	980	4
<b>z/OS V1</b>									
	KANSAS (WORKLOAD)		\$441,862.04	19.94 %	(\$7,589.86)	\$97.59	\$58.59	4347 (-404)	10
	TEXAS (WORKLOAD)		\$273,792.81	12.35 %	\$0.00	\$238.33	\$95.79	980	4

 Quickly identify unnecessary costs and easily identify workloads that are driving MLC costs with insightful graphical reports and analysis to create cost reduction strategies aligned with business needs.

BMC is a global leader in innovative software solutions that enable businesses to transform into digital enterprises for the ultimate competitive advantage. Our Digital Enterprise Management solutions are designed to fast track digital business from mainframe to mobile to cloud and beyond.

**BMC – Bring IT to Life**

**BMC digital IT transforms 82 percent of the Fortune 500.**



BMC, BMC Software, the BMC logo, and the BMC Software logo, and all other BMC Software product and service names are owned by BMC Software, Inc. and are registered or pending registration in the US Patent and Trademark Office or in the trademark offices of other countries. All other trademarks belong to their respective companies. © Copyright 2017 BMC Software, Inc.

